
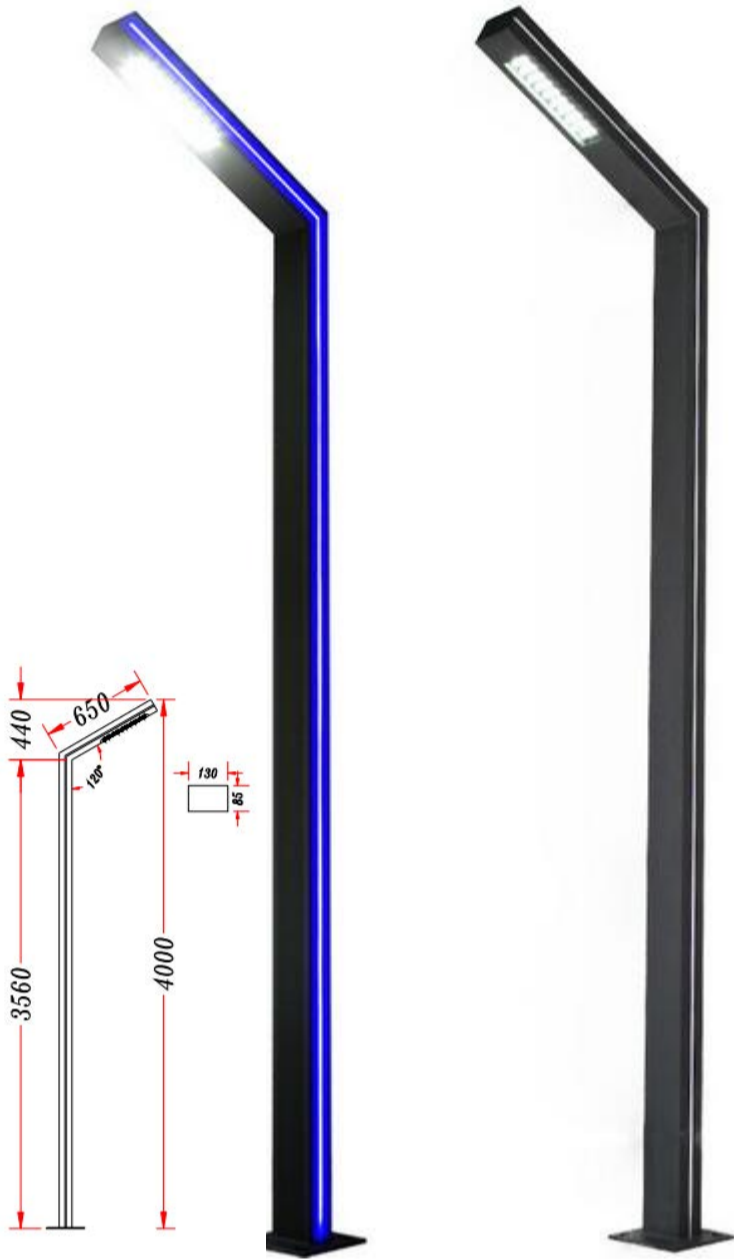


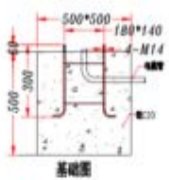
4Meter led pole lights



Physical	warranty 3 years	certification CE	housing Aluminium	finish powder coated/ gray
Optical	lamp/ wattage SMD3030 LED 30W	luminous flux 150lm/W	color temperature 3000-6500k	CRI 70
	Pole height 4Meters	lifespan min. 8years	operating temperature rating -15°C to + 70°C	ingress protection IP65

Installation diagram

1. It is generally recommended that the customer install the foundation. The foundation drawing is made according to the size and hole distance of the drawing.



Pay attention to details when installing foundation:

1. The foundation needs to be dug to the specified depth as shown in the figure. If there is still silt, the silt should be cleared, and the depth should be at least 500 mm, drain the stagnant water, fill in rubble, sand, compact, and expose to the sun.
2. Pour concrete according to the picture, the concrete is 500, and the solidification safety period is 15 days.
3. Anchor screws must be added with plane boundary, spring boundary.

2. After receiving the goods, open the package first, then take out the wires, and connect the positive and negative poles correctly.



3. Then fix the lamp on the foundation and tighten the screws.

